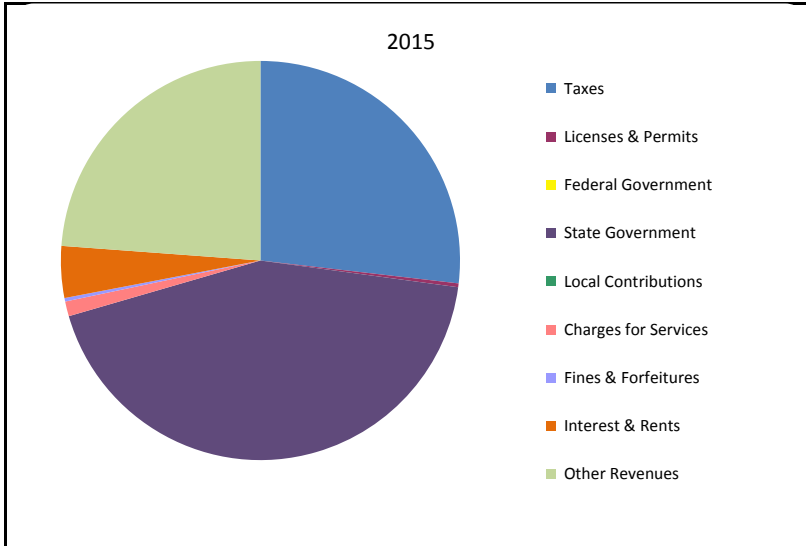


CITIZENS' GUIDE TO LOCAL UNIT FINANCES - Oregon Township - Lapeer

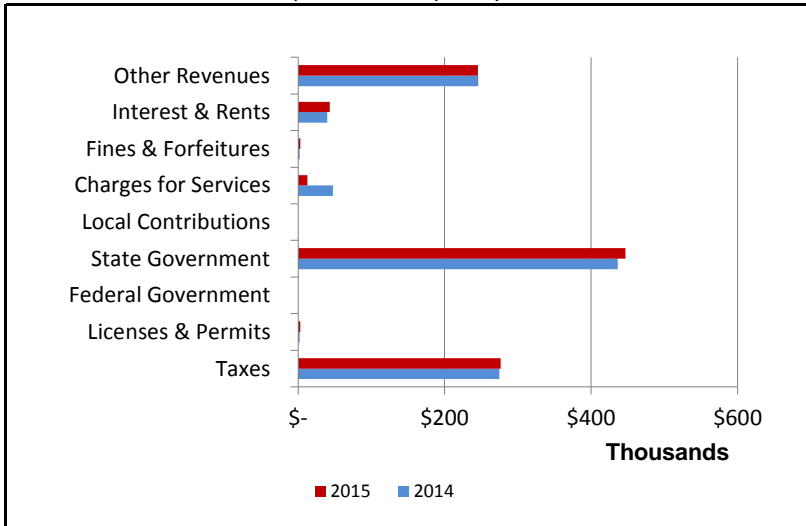
1. Where our money comes from (all governmental funds)



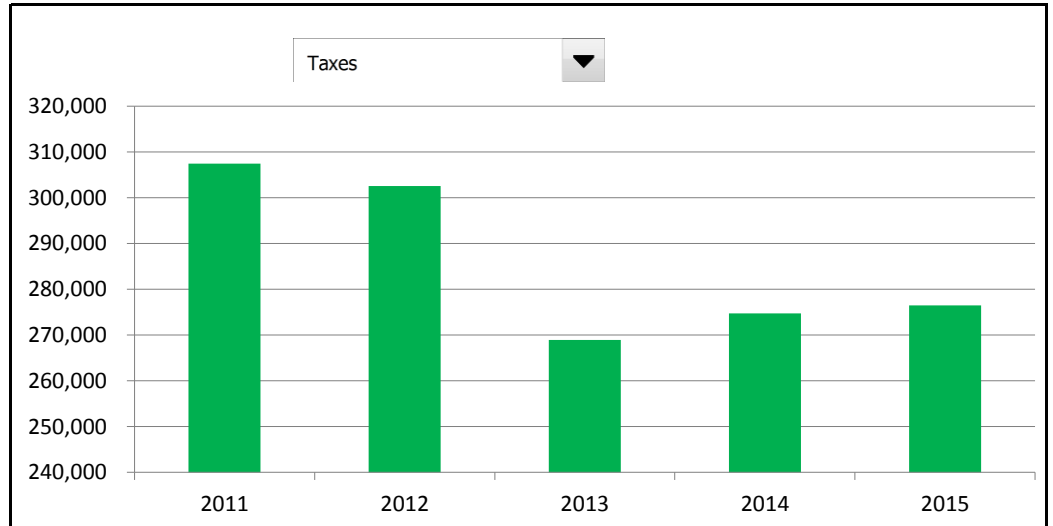
2. Compared to the prior year

	2014	2015	Change
Taxes	\$ 274,759	\$ 276,483	0.63%
Licenses & Permits	1,950	3,150	61.54%
Federal Government	-	-	N/A
State Government	436,366	446,747	2.38%
Local Contributions	-	-	N/A
Charges for Services	47,637	12,380	-74.01%
Fines & Forfeitures	2,049	2,920	42.51%
Interest & Rents	39,538	43,139	9.11%
Other Revenues	246,057	245,525	-0.22%
Total Revenues	\$ 1,048,356	\$ 1,030,344	-1.72%

3. Revenue sources - compared to the prior year



4. Historical trends of individual sources



Commentary:

For more information on our unit's finances, contact [\[redacted\]](#) at [\[redacted\]](#).